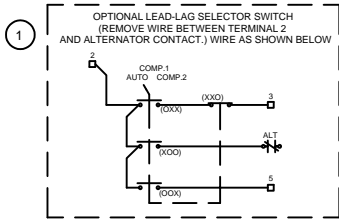


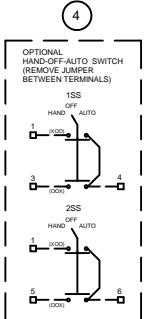
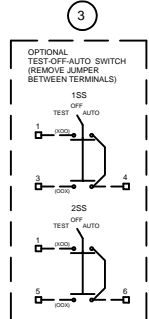
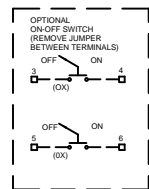
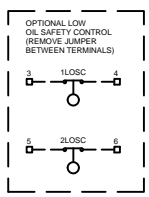
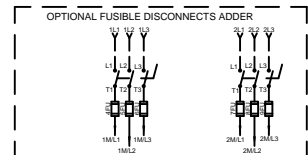
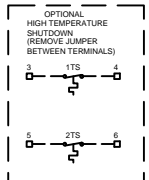
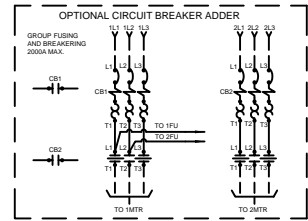
- NOTES:
- 1) SEE MOTOR NAMEPLATE FOR HORSEPOWER AND AMPS.
  - 2) SEE TRANSFORMER NAMEPLATE FOR WIRING DETAILS.
  - 3) □ - DENOTES TERMINAL BLOCKS.
  - 4) 1PS SET 10 PSI HIGHER THAN 2PS.
  - 5) BRANCH CIRCUIT PROTECTION FUSIBLE DISCONNECT OR CIRCUIT BREAKER MUST BE PROVIDED BY INSTALLER IF FUSIBLE DISCONNECT IS NOT FACTORY INSTALLED.



TERMINALS

- 1
- 2
- 3
- 4
- 5
- 6

REVISIONS					
ZONE	REV	DESCRIPTION	DATE	DWN	CHK
	A	ECN#:32-96, RELEASED	3-4-96		DA
	B	ECN#:12-98 ① ADDED OPTIONAL LEAD-LAG SELECTOR SWITCH	1-20-98		DA
	C	ECN#:00-126 ② ADDED OPTIONAL POWER MONITOR	6-2-00	GL	
	D	ECN#:1042331 ③ ADDED OPTIONAL T-O-A SWITCH ④ ADDED OPTIONAL H-O-A SWITCH	8-26-08	LSH	LSH



CONFIDENTIAL - THE INFORMATION CONTAINED IN THIS DOCUMENT IS THE PROPERTY OF GARDNER DENVER, INC. IT IS NOT FOR PUBLIC DISCLOSURE. POSSESSION OF THE INFORMATION DOES NOT CONVEY ANY RIGHT TO LOAN, SELL OR DISCLOSE THE INFORMATION. UNAUTHORIZED REPRODUCTION OR USE OF THE INFORMATION IS PROHIBITED. THIS DOCUMENT IS TO BE RETURNED TO GARDNER DENVER, INC. UPON THE COMPLETION OF THE PURPOSE FOR WHICH IT IS LOANED OR UPON REQUEST. TAP DRILL DEPTHS ARE MAXIMUM. FULL THD DEPTHS ARE MINIMUM. UNLESS OTHERWISE SPECIFIED MACH. DIM ±.02. FINISH OF CHAMFERS & FILLETS TO CONFORM TO ROUGHEST ADJACENT AREA SURFACE ROUGHNESS MAX. PER ASA SPEC.



Princeton, IL.  
DWN BY MDH. 03/04/1996  
CK'D BY DA 6-30-97

REFERENCE			
TITLE: DIAGRAM, WIRING, DUPLEX CONTROL PANEL			
SIZE B	ENGR. APPROVAL LSH	DWG NO. B647	REV D
SCALE NONE		SHEET 1 OF 1	

